



## PRESSURE REDUCING VALVE

TECHNICAL DATASHEET

Attestation de Conformité Sanitaire

PN20

Nickel plated

480


Pressure reducing valve EASYRID

### Operation

EASYRID, is one of the pressure reducers smallest and lightest on the market. This valve based its working upon pressure compensation. EASYRID, with the attention given to the design, guarantees precise pressure outlet values, even when there are wide changes for pressure inlet.

EASYRID is suitable in applications where a classic pressure reducing valve could become excessive solution for economic reason as well as for encumbrance needs, and where is not necessary a pressure outlet regulation. Over the applications in the common plumbing plants, EASYRID is specific for irrigation system and operating machines.

# 480



### Technical features

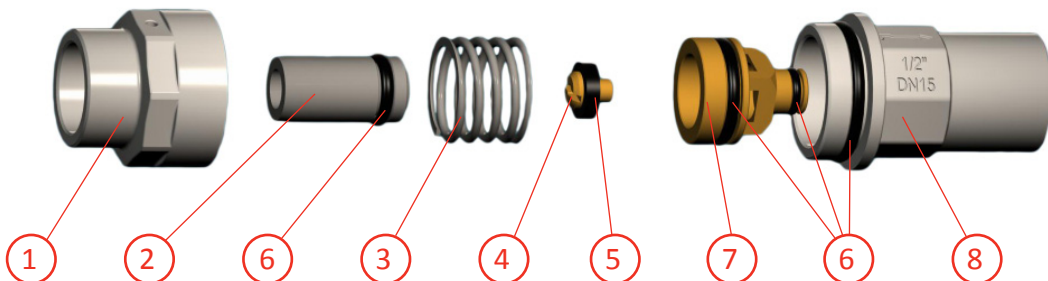
**Available size:** 1/2" G

**Maximum recommended working pressure:** 20 bar

**Calibrate exit pressure:** 3/3.5 bar

**Flow rate:** 3.6 m<sup>3</sup>/h

**Maximum using temperature:** 120°C (t. min 0°C ice not included)



- 1 BODY PART 1 ..... CW 617N UNI EN 12165
- 2 SEAT..... AISI 304
- 3 SPRING ..... AISI 302
- 4 SCREW ..... CW 614N UNI EN 12164
- 5 GASKET ..... EPDM
- 6 O-RING ..... EPDM
- 7 VALVE ..... CW 614N UNI EN 12164
- 8 BODY PART 2 ..... CW 617N UNI EN 12165



## Dimensions and operating system

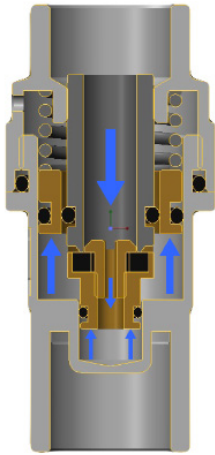
Lenght ONLY



Max. diameter ONLY

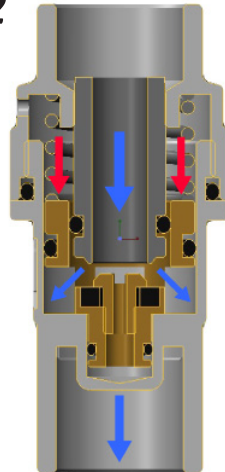


1



Users close

2



Users open

EASYRID, is the simplest pressure reducing valve of ever. When all users are closed, the pressure inlet strenght (blue arrows) helps the valve to close the water passage. Is enough open just one user, to decrease the pressure and in this case the spring (red arrows), designed for get 3/3.5 bar pressure outlet, is able to open the valve and to allow the passage of water.

1. Valve close
2. Valve open

## Installation and suggestions

1. Follow the arrow direction for a correct installation
2. Inlet pressure must be 1 bar more than outlet pressure.
3. Small impurities in the hydraulic plant, stopping on the seat, could influence the normal working of PRV. To save the life of the pressure reducing valve, we suggest to install before the valve a small filter
4. To facilitate maintenance operation, FARG suggests to use pipe unions for install EASYRID on the plant.
5. When EASYRID is installed close to the heating system, overheating water is able to increase the pressure downstream of the pressure reducing valve. This one being in closed position doesn't allow to vent that pressure. Is necessary to install an expansion vessel, between pressure reducing valve and the heating system, to absorb pressure increase, like establishing European Standard EN 12828 relating the design of heating system for water.

release 2 - Marzo 2017

**F.A.R.G. srl**

28045 Inverio - Novara - Italy  
Via C. Battisti n°77

Tel. +39 0322 255193

Fax +39 0322 259487

[www.farg.it](http://www.farg.it) - [info@farg.it](mailto:info@farg.it)

Azienda certificata ISO 9001:2008

ISO 9001

BUREAU VERITAS  
Certification



**A.C.S.**

